

Fireplace MBZ 13 guillotine

MBZ/G

Exceptional care to every detail, excellent technical parameters, precision this are the characteristics of this line of fireplaces.



Technical Specifications

Rated output (kW)	13,0
Range of heating power (kW)	6.0 - 16.0
Efficiency (%)	81,0
Exhaust outlet diameter (mm)	200
Complies with Ecodesign criteria	Yes
Designed for heat recovery unit	Yes
Fuel type	recommended seasoned hardwood with moisture $\leq 20\%$
Weight (kg)	283,0
CO emission (at 13% O ₂) \leq given in %	0,09
Flue gas temperature (°C)	235,0
Max log length (cm)	50
Emission of dust (mg/Nm ³)	27,0
Compliance with BlmSchV 2 standard	Yes
The energy efficiency index EEI	106,71
The minimum active field of exhaust grilles (cm ²)	≥ 900
The minimum active field of inlet grilles (cm ²)	≥ 700
Glazing type	straight
Opening of the doors	lift up

Material	steel
Width (cm)	83,10
Height (cm)	140,00
Depth (cm)	53,20
External air inlet	Yes
The liner of the combustion chamber	Yes
Ashpan	No
Decorative printed glass	Yes

Features

MAXIMUM USE OF ENERGY

Made of high quality steel resistant to very high temperatures.

Efficient burning process & maintaining of temperature to keep the warmth for longer thanks to lining of combustion chamber with Acumotte - heat accumulating material which raises the temperature in the combustion chamber.

High flue and smoke tube which are transversely located - increases the area of heat exchange between the insert and the surrounding. Reducing the temperature of the gas exhaust helps to increase the efficiency of the device.

Fireplace's doors resistant to tensions and stable thanks to the use of closed profile. Door seals designed in profiled canal what guarantees proper adherence and protects against eventual falling out while operating.

Combustion of fuel particles thanks to deflector, which extends the exhaust gas path.

Air supplied from outside only thanks to built-in an external air inlet fi 125 mm. Air adjustment with just one regulator which prevents from improper usage.

Triple air system of combustion chamber: primary air- directed to combustion plate; secondary air supplied by the holes located in the back wall. Additionally, the system of air clean glass has been applied (curtain air).

SAFETY AT THE HIGHEST LEVEL

Perfect tightness thanks to the solid welds made in a noble gas shielding.

All steel elements are laser cut and bent on CNC bending machines.

Front of insert is equipped with a heat-resistant ceramics that can withstand temperatures up to 800°C.

ECOLOGICAL COMBUSTION

The unit meets the requirements of **Ecodesign** standards and the restrictions of the **BImSchV 2**

standard, which determines the maximum CO emission.

CONVENIENT TO USE

Grateless fireplace insert - full combustion on the dust what means that firewood burns into fine ash at minimum amount. Obtained thermal energy from firewood is exploited to the maximum.

The bottom plate of the insert is significantly reduced relative to the door.

The door of the insert works in the lift up system - the window is lifted up. This system was built based on the counterweight - the steel cable pulley works in guides on two ball bearings, thanks to which the weight of the door is distributed evenly. They move on fireproof bearings along the sliding guides mounted in the frame, which guarantees their light, quiet and trouble-free operation. Movement of the door runs a few millimetres away from the body, which prevents damage to the seal. Lockable doors are pressed with great force into the frame, thanks to which the furnace is completely sealed.

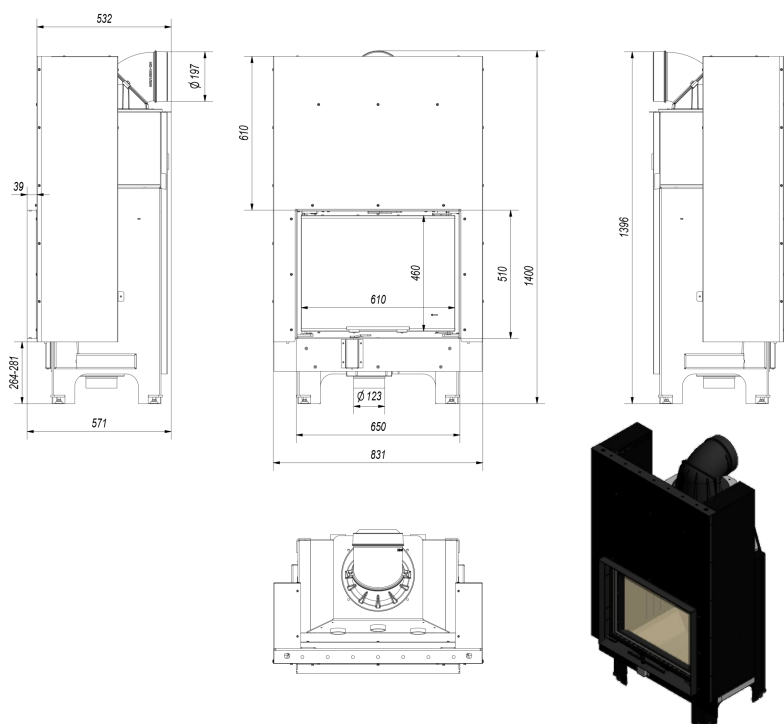
Thanks to the raised and lowered door, you can load the right amount of wood at a time. An additional mechanism that allows the side windows to be opened, making them easier to clean and to keep the furnace clean.

Reduced soot deposition through a system of pure glass (air curtain).

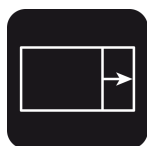
MODERN DESIGN

Decorative, heat-resistant glass that can withstand temperatures up to 800°C. It gives a fireplace a modern and elegant look, visually enlarges the front of the insert.

Technical drawing




Additional options



Spring for door shutting

Spring for door shutting - automatically closes the door.

200,00 zł



Steel frame for MBZ 13 guillotine

Modern steel decorative frame for the fireplace insert MBZ 13 guillotine.

480,00 zł

Warranty

Wszystkie produkty dostępne na www.kratki.com są fabrycznie nowe, wolne od wad fizycznych i prawnych oraz zostały legalnie wprowadzone na rynek polski. Producent udziela 5 lat gwarancji od momentu zakupu wkładu na jego sprawne działanie. Wyłożenie ceramiczne objęte jest gwarancją na okres 2 lat od momentu zakupu wkładu. Uszczelnienia kominka objęte jest gwarancją na okres 1 roku od momentu zakupu wkładu. Gwarancją nie jest objęta: ceramika żaroodporna. Zastosowanie wkładu kominkowego, sposób podłączenia do komina oraz warunki eksploatacji muszą być zgodne z instrukcją obsługi.

Return

Klient będący Konsumentem, który zawarł Umowę sprzedaży, może w terminie 14 dni odstąpić od niej bez podawania przyczyny. Bieg terminu na odstąpienie od Umowy sprzedaży rozpoczyna się od chwili objęcia Towaru w posiadanie przez Klienta lub wskazaną przez niego osobę trzecią inną niż przewoźnik. Oświadczenie można złożyć na formularzu, którego wzór został zamieszczony przez Sprzedawcę na Stronie Internetowej Sklepu pod adresem: **formularz odstąpienia**.



Kratki.pl Marek Bal
ul. W. Gombrowicza 4
26-660 Wsola/Jedlińsk

www.kratki.com
+48 48 338 44 88

Date of publication:
28.06.2018